

## Features

### EASILY CONFIGURED TO MEET YOUR NEEDS

#### PLATFORM OPTIONS

- Steel 6 ft (1.83 m) (standard)
- Steel 4 or 5 ft (1.22 or 1.52 m)
- Steel 6 ft (1.83 m) tri-entry

#### JIB OPTIONS

- Non-jib
- 5 ft (1.52 m) jib boom

#### POWER OPTIONS

- Ford gas/LPG 75 hp (56 kW)
- Deutz diesel 48 hp (35.8 kW)
- Perkins diesel 51 hp (38 kW)

#### DRIVE OPTIONS

- 2WD
- 4WD

#### AXLE OPTIONS

- Active oscillation (standard on 4WD)
- Non-oscillating

#### TIRE OPTIONS

- Rough terrain air-filled (standard)
- Rough terrain foam-filled
- Rough terrain non-marking (air or foam-filled)
- High flotation
- Sealant treated air-filled

### STANDARD FEATURES

#### MEASUREMENTS

##### Z™-45/25 RT

- 51 ft 11 in (16.00 m) working height
- 25 ft (7.62 m) horizontal reach
- 23 ft 6 in (7.16 m) up and over clearance
- Up to 500 lb (227 kg) lift capacity

##### Z™-45/25J RT

- 52 ft 2 in (16.07 m) working height
- 25 ft 1 in (7.65 m) horizontal reach
- 23 ft 6 in (7.16 m) up and over clearance
- Up to 500 lb (227 kg) lift capacity

#### PRODUCTIVITY

- Self-leveling platform
- Hydraulic platform rotation
- Fully proportional controls
- Drive enable
- AC power cord to platform
- Horn
- Hour meter
- Tilt alarm
- 355° non-continuous turntable rotation
- Positive traction drive
- Two speed wheel motors

#### POWER

- All engines are emissions compliant
- 12 V DC auxiliary power
- Engine protection package
- Deutz intake air heater
- Swing out engine tray



### OPTIONS & ACCESSORIES

#### PRODUCTIVITY

- Platform swing gate
- Half mesh platform inserts with swing gate
- Platform top auxiliary rail
- Air line to platform
- Thumb rocker steer
- Fire resistant hydraulic oil
- Biodegradable hydraulic oil
- Arctic hydraulic oil
- Arctic hoses package
- Standard aircraft protection
- Deluxe aircraft protection
- Basic hostile environment kit
- Tool tray
- Fluorescent tube caddy
- Pipe cradle (pair)
- Alarm package
- Panel cradle package
- Platform work lights
- Front driving lights
- Lockable platform control box covers
- Tow package

#### POWER

- Engine gauge package
- AC Generator Packages (2500, 3000 and 3500 watts)
- Cold Start Packages
- Diesel scrubber/spark arrester muffler
- Diesel spark arrester muffler
- LPG tank 33.5 lb (15.19 kg) capacity
- Additional LPG tank with carrier
- Retained key selector switch

### Genie United States

18340 NE 76th Street  
P.O. Box 97030  
Redmond, Washington 98073-9730  
Telephone **(425) 881-1800**  
Toll Free in USA/Canada **800-536-1800**  
Fax (425) 883-3475

### Genie Europe

The Maltings  
Wharf Road  
Grantham NG31 6BH  
U.K.  
Telephone **+44 (0)1476 584333**  
Fax +44 (0)1476 584334  
Email: infoeurope@genieind.com

### Distributed By:

For further information, please contact your local distributor or the Genie Industries sales office listed. Product specifications are subject to change without notice or obligation. The photographs and drawings in this brochure are for illustrative purposes only. Refer to the appropriate Operator's Manual for instructions on the proper use of this equipment. Failure to follow the appropriate Operator's Manual when using our equipment or to otherwise act irresponsibly may result in serious injury or death. Prices and specifications subject to change without notice. The only warranty applicable is the standard written warranty applicable to the particular product and sale. Genie makes no other warranty, expressed or implied. Products and services listed may be trademarks, service marks or trade-names of Terex Corporation and/or its subsidiaries in the USA and other countries and all rights are reserved. Copyright © 2006 Genie Industries, Inc. "Genie" is a Registered Trademark of Genie Industries, Inc. in the USA and many other countries. Genie is a Terex Company.

Z45RT 3.5K 0307J. Part No. 109362

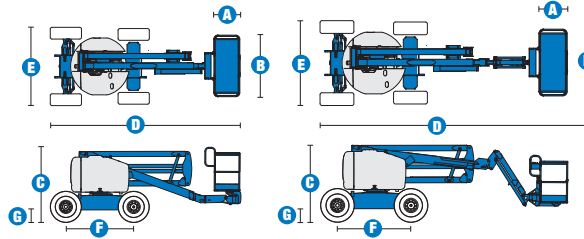
[www.genieindustries.com](http://www.genieindustries.com)

# SELF-PROPELLED ARTICULATING BOOMS

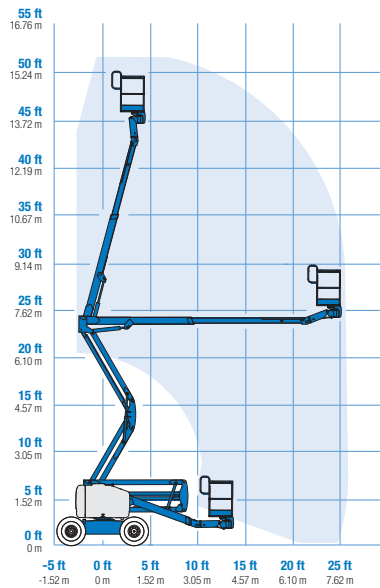
## Z™-45/25 RT & Z™-45/25J RT



### Specifications



#### RANGE OF MOTION Z™-45/25 RT



MODELS	Z™-45/25 RT		Z™-45/25J RT	
MEASUREMENTS	US	Metric	US	Metric
Working height maximum*	51 ft 11 in	16.00 m	52 ft 2 in	16.07 m
Platform height maximum	45 ft 11 in	14.00 m	46 ft 2 in	14.07 m
Horizontal reach maximum	25 ft	7.62 m	25 ft 1 in	7.65 m
Up and over clearance - at platform	23 ft 6 in	7.16 m	24 ft 2 in	7.37 m
at primary arm	23 ft 6 in	7.16 m	23 ft 6 in	7.16 m
<b>A</b> Platform length	2 ft 6 in	.76 m	2 ft 6 in	.76 m
<b>B</b> Platform width	6 ft	1.83 m	6 ft	1.83 m
<b>C</b> Height - stowed	6 ft 11 in	2.11 m	6 ft 11 in	2.11 m
<b>D</b> Length - stowed	18 ft 3 in	5.56 m	22 ft 5 in	6.83 m
<b>E</b> Width	7 ft 6 in	2.29 m	7 ft 6 in	2.29 m
<b>F</b> Wheelbase	6 ft 8 in	2.03 m	6 ft 8 in	2.03 m
<b>G</b> Ground clearance - center	1 ft 3.5 in	.39 m	1 ft 3.5 in	.39 m

#### PRODUCTIVITY

Lift capacity	500 lbs	227 kg	500 lbs	227 kg
Platform rotation	180°		160°	
Vertical Jib rotation	—		135°	
Turntable rotation	355° non-continuous		355° non-continuous	
Turntable tailswing	zero		zero	
Drive speed - stowed	5.0 mph	8.0 km/h	5.0 mph	8.0 km/h
Drive speed - raised **	0.68 mph	1.1 km/h	0.61 mph	1.0 km/h
Gradeability - 2WD - stowed***	30%		30%	
Gradeability - 4WD - stowed***	45%		45%	
Turning radius - inside	5 ft 6 in	1.70 m	5 ft 6 in	1.70 m
Turning radius - outside	14 ft 9 in	4.50 m	14 ft 9 in	4.50 m
Controls	12 V DC proportional		12 V DC proportional	
Tires	355/55 D625		355/55 D625	

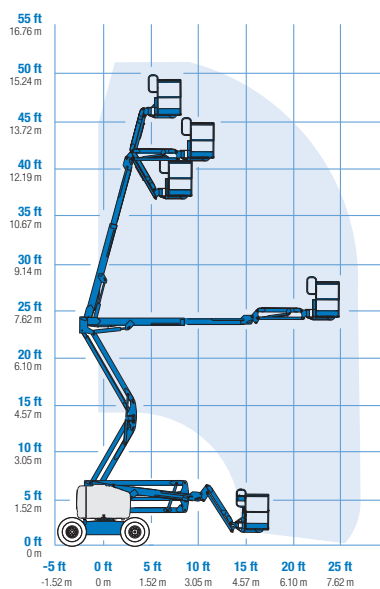
#### POWER

Power source	Ford DSG-423 4 cylinder gas/LPG 75 hp (56 kW) Deutz diesel D2011L03i 3 cylinder diesel 48 hp (35.8 kW) Perkins diesel 404C-22 4 cylinder diesel 51 hp (38 kW)			
Auxiliary power unit	12 V DC		12 V DC	
Hydraulic tank capacity	24 gal	90.8 L	24 gal	90.8 L
Fuel tank capacity	17 gal	64.4 L	17 gal	64.4 L

#### WEIGHT\*\*\*\*

2WD	13,675 lbs	6,203 kg	14,300 lbs	6,486 kg
4WD	13,875 lbs	6,294 kg	14,500 lbs	6,577 kg

#### RANGE OF MOTION Z™-45/25J RT



#### STANDARDS COMPLIANCE

ANSI A92.5, CSA B354.4, CE Compliance, AS 1418.10, PB-10-611-03

\* The metric equivalent of working height adds 2 m to platform height. U.S. adds 6 ft to platform height.

\*\* In lift mode (platform raised), the machine is designed to operate on firm, level surfaces only.

\*\*\* Gradeability applies to driving on slopes. See operator's manual for details regarding slope ratings.

\*\*\*\* Weight will vary depending on options and/or country standards.

[www.genieindustries.com](http://www.genieindustries.com)